


MATERIAL NOTES:

1. NO MATERIAL SHALL HAVE A
LRV GREATER THAN 38%

2.ALL COLORS SHOULD BLEND
WITH SURROUNDING SETTING AND
AVOID HIGH CONTRAST




POOL TILE @ NEGATIVE EDGE
OPTION A: LRV 18
(DE6369 LEGENDARY GRAY)
OPTION B: LRV 14 (DE6377 BOAT ANCHOR)



MODULINE 3X18 FOUNDRY GREY DRIVEWAY PAVER
- LRV 18 (DE6369 LEGENDARY GRAY)



STANDARD GREY CAST-IN-PLACE CONCRETE RETAINING WALLS & FIRE FEATURE
- LRV 38 (DE686 WITH GRAIN)



RAW SEALED HOT ROLLED STEEL PANNELING & STRUCUTRE
- LRV 14 (DE6377 BOAT ANCHOR)



WEATHERING STEEL PLANTER
- LRV 8 (DE 6049 CHAPS)



PEBBLE FINA
INTERIOR POOL
FINISH- GRIGIO



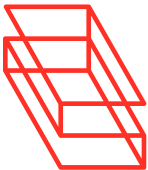
1/2" TEMPERED MONOLITHIC GLASS AT
GUARDRAIL



PAINTED STEEL STRUCTURE/ VIEW FENCE - LRV VALUE 8
DUNN-EDWARDS DE6364



3/8 MINUS EXPOSED AGGREGATE CONCRETE DECK/ POOL DECK
- LRV 38 (DET686 WTIH GRAIN)



MATERIAL NOTES:

1. NO MATERIAL SHALL HAVE A
LRV GREATER THAN 38%

2. ALL COLORS SHOULD BLEND
WITH SURROUNDING SETTING AND
AVOID HIGH CONTRAST



FIRE FEATURE @ SITTING SPACE
LRV 18 (DE6369 LEGENDARY GRAY)

DETAILS

- Handcrafted from high-strength, heat- and frost-resistant glass fiber reinforced concrete
- Hand molding process results in a seamless design without joints
- Multistep hand finishing process captures the texture and color of natural travertine limestone; no two are exact alike. Like natural stone, it will develop a patina when left outdoors.
- Includes decorative black lava rock
- Innovative brass burner system uses half the fuel of conventional fire rings
- Adjustable flame control
- NATURAL GAS: Professional installation by a licensed contractor required. Service must be performed by a qualified installer, service agency or gas supplier.
- PROPANE: Attaches to a standard 20 lb. propane tank (not included) with included 10' commercial-grade connector hose. Estimated burn time on high setting is 10 hours. The use of our tank cover (sold separately) is recommended to attractively house the propane tank, which cannot be concealed within the fire table unit.
- Rated at 70,000 BTUs
- Some assembly required
- May exhibit spotting and hairline cracks due to exposure to the elements; scratches may appear due to usage
- For outdoor use only
- Not certified for outdoor cooking
- Avoid letting water stand on the surface
- CSA-approved for safe, sustainable, clean-burning fuel by the Canadian Standards Association, the sole organization that provides electrical and gas standards for the USA and Canada
- Not certified for use outside of the USA and Canada
- To ensure safe operation, follow included instructions and warnings
- 10-year warranty on burn components
- Prolong the life of your fire table with our custom-fit outdoor cover (sold separately). [Learn more.](#)

DIMENSIONS

Small Overall: 36" diam., 15"H

Base: 16" diam.

Weight: 320 lbs.

Large Overall: 48" diam., 15"H

Base: 26¾" diam.

Weight: 370 lbs.

