




STACK BOND CMU WALL - GUEST HOUSE EXTERIOR WALLS  
-STANDARD EXPOSED GRAY BLOCK - LRV = 25  
(OR EQUIVALENT)



STUCCO PAINT, STUCCO SOFFITS, GYP BOARD SOFFITS, AND TRIM  
-SHERWIN WILLIAMS  
-NOR'EASTER - HGSW1444 - LRV = 32  
(OR EQUIVALENT)

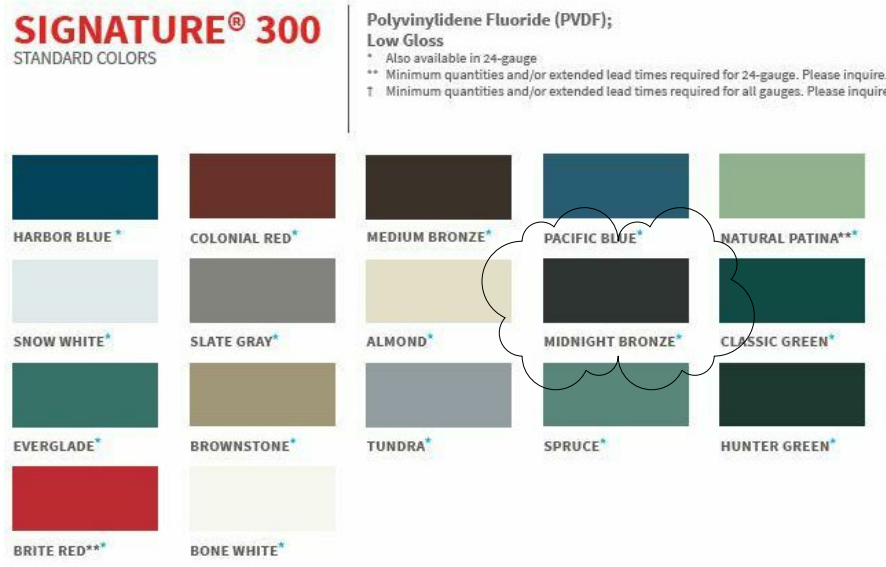


POOL DECK PAVERS  
-MSI SURFACES  
-SILVER TRAVERTINE  
APPROX. LRV = 30  
(OR EQUIVALENT)



Midnight Blue

POOL FINISH  
-PEBBLETEC  
MIDNIGHT BLUE - APPROX LRV = 15  
(OR EQUIVALENT)



STANDING SEAM METAL ROOF AND METAL FASCIA  
-MBCI METAL ROOFING  
-MIDNIGHT BRONZE - LRV = 7  
(OR EQUIVALENT)



SITE VIEW FENCE  
-RUSTED METAL REBAR OR FLAT BAR  
APPROX. LRV = 12  
(OR EQUIVALENT)



EXTERIOR TONGUE & GROOVE WOOD SOFFIT  
-SHERWIN WILLIAMS  
HAWTHORNE - SW3518 - APPROX LRV = 20  
(OR EQUIVALENT)



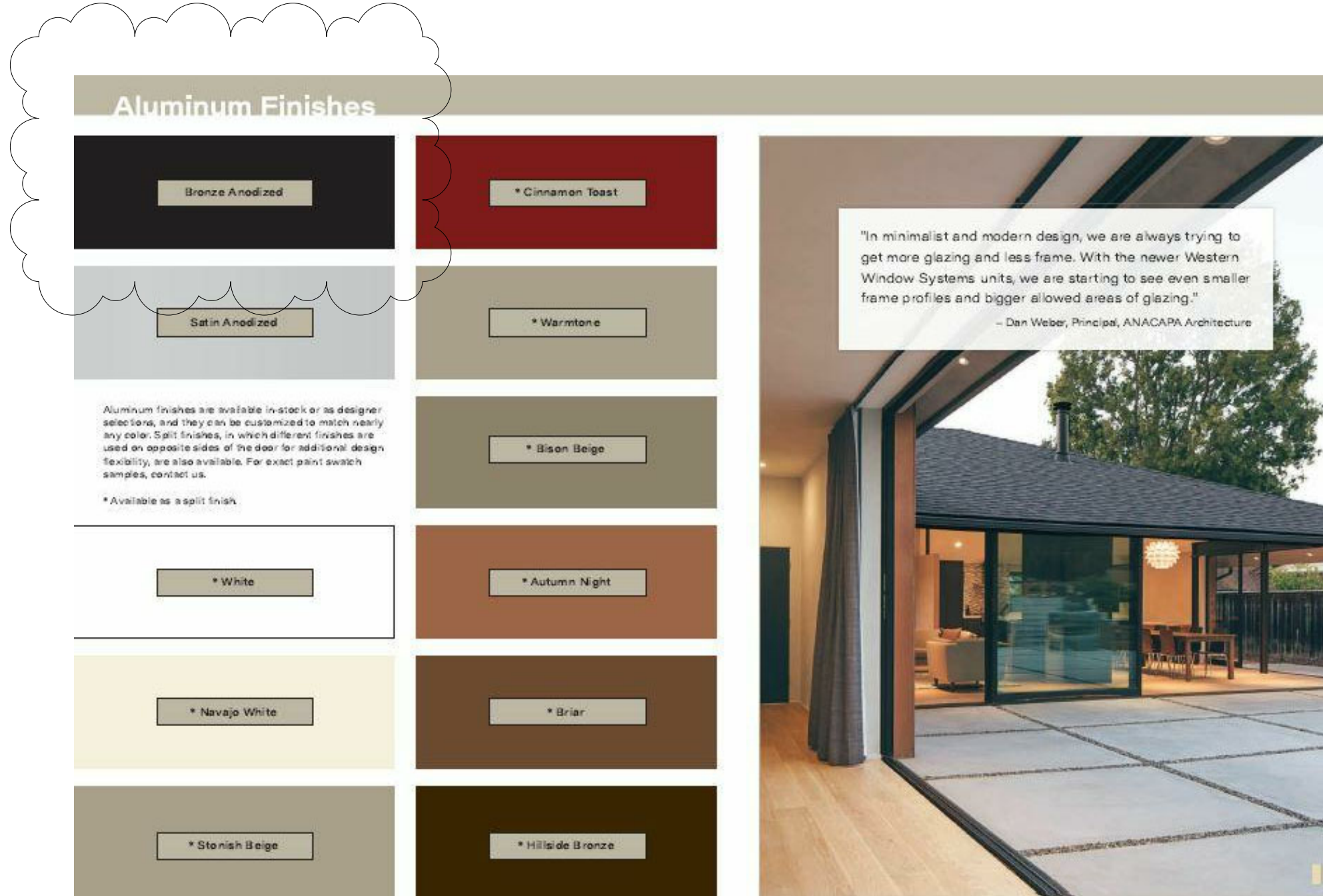
BALLASTED ROOFING SYSTEM  
-STANDARD GRAY GRAVEL/ROCK - LRV = 25  
(OR EQUIVALENT)  
\*IF REQUIRED BY HILLSIDE COMMITTEE,  
CLIENT PREFERS TO PAINT TPO ROOFING  
THE SAME COLOR AS THE HOUSE



DRIVEWAY/PARKING PAVERS  
-BELGARD  
-LUEDERS GRAY  
APPROX. LRV = 30  
(OR EQUIVALENT)



EXTERIOR SOFFIT CAN LIGHT  
-PROGRESS LIGHTING  
-BLACK FINISH - 3000 KELVIN - 725 LUMENS  
LRV = 5 (OR EQUIVALENT)



DOOR AND WINDOW FRAMES  
-WESTERN WINDOWS  
-DARK BRONZE ANODIZED - LRV = 7  
(OR EQUIVALENT)



STONE VENEER  
-MS INTERNATIONAL  
-NEPTUNE - LRV = 5  
(OR EQUIVALENT)



EXTERIOR WALL SCONCE  
-ZUR 24 OUTDOOR WALL " DARK SKY OPTION"  
-BLACK FINISH - 3000 KELVIN - 750 LUMENS MAX.  
LRV = 5

# BOWMAN DESIGN GROUP

ARCHITECTURE | PLANNING | DESIGN

## GENERAL MATERIAL NOTES

1. ALL EXTERIOR MATERIAL PALETTE SHALL BE IN ACCORDANCE WITH SECTION 2207.II.D.
2. ALL EXTERIOR LIGHTING SHALL COMPLY WITH SECTION 2208.

FOR: HILLSIDE REVIEW

REV # DATE

## CAMELBACK ESTATE MATERIAL BOARD

Project number 19-12  
Date 11/12/2020  
Drawn by DJB  
Checked by DJB

A0.6

Scale 3/16" = 1'-0"