




STUCCO PAINT, STUCCO SOFFITS, GYP BOARD SOFFITS, AND TRIM
-SHERWIN WILLIAMS
-NOR'EASTER - HGSW1444 - LRV = 32
(OR EQUIVALENT)

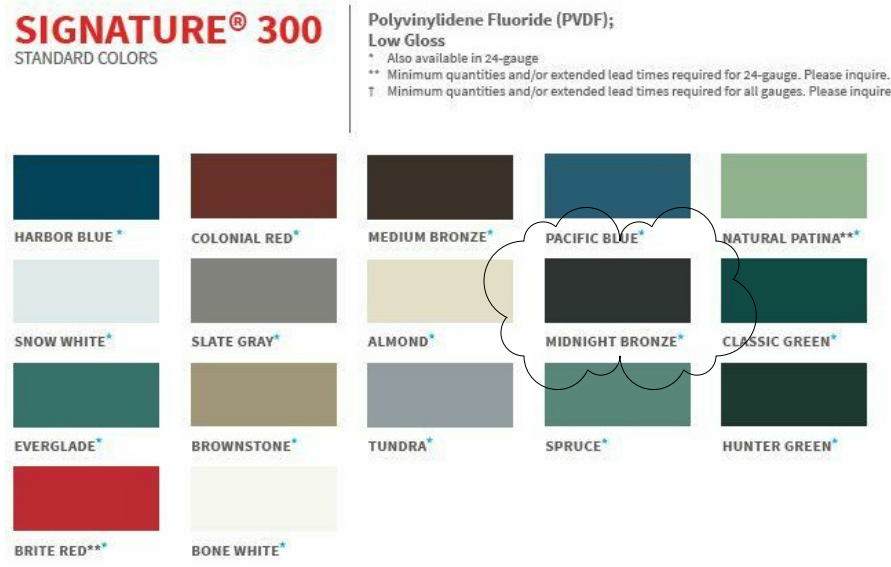


POOL DECK PAVERS
-MSI SURFACES
-SILVER TRAVERTINE
APPROX. LRV = 30
(OR EQUIVALENT)



Midnight Blue

POOL FINISH
-PEBBLETEC
MIDNIGHT BLUE - APPROX LRV = 15
(OR EQUIVALENT)



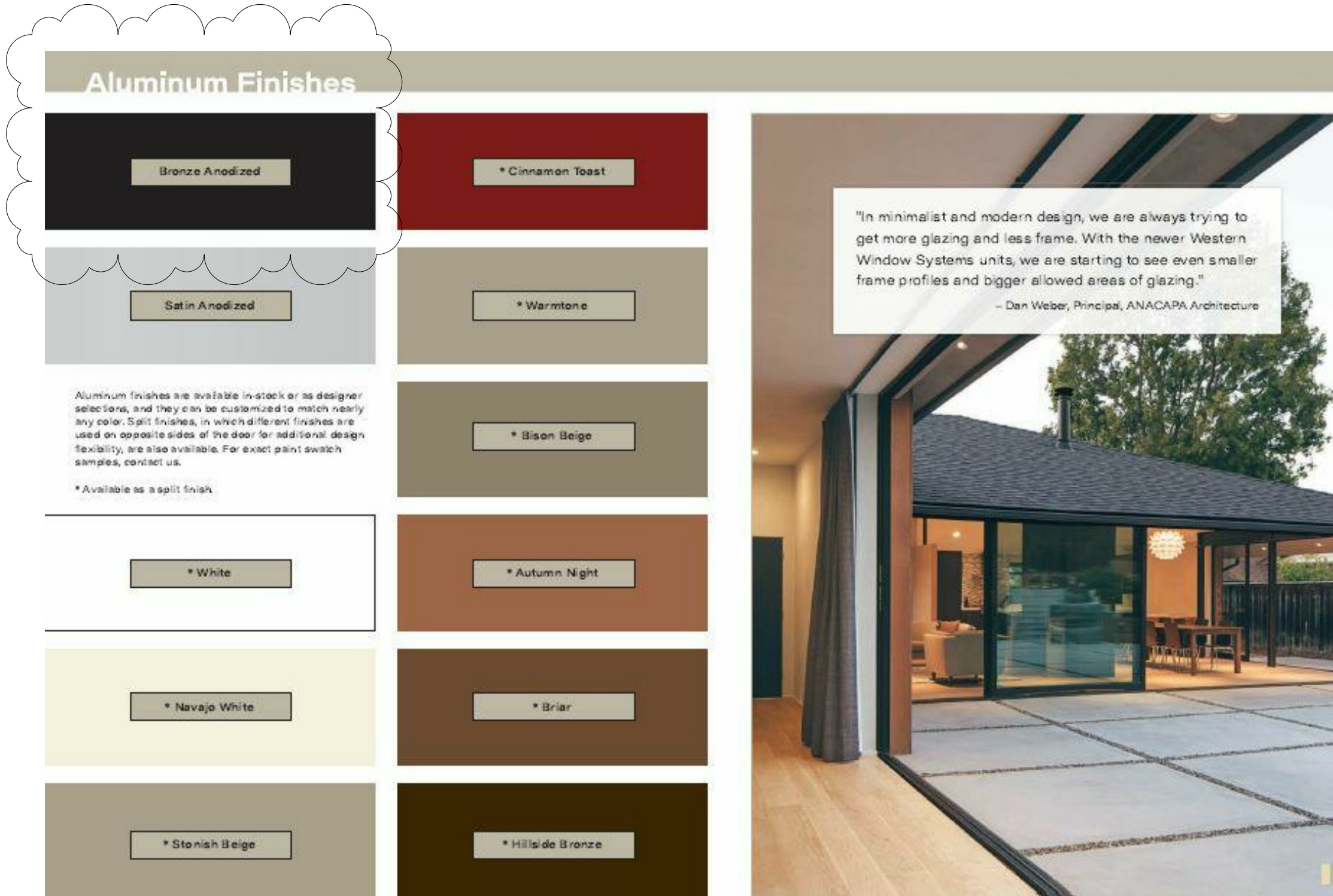
STANDING SEAM METAL ROOF AND METAL FASCIA
-MBCI METAL ROOFING
-MIDNIGHT BRONZE - LRV = 7
(OR EQUIVALENT)



SITE VIEW FENCE
-RUSTED METAL REBAR OR FLAT BAR
APPROX. LRV = 12
(OR EQUIVALENT)



EXTERIOR TONGUE & GROOVE WOOD SOFFIT
-SHERWIN WILLIAMS
HAWTHORNE - SW3518 - APPROX LRV = 20
(OR EQUIVALENT)



DOOR AND WINDOW FRAMES
-WESTERN WINDOWS
-DARK BRONZE ANODIZED - LRV = 7
(OR EQUIVALENT)



DRIVEWAY/PARKING PAVERS
-BELGARD
-LUEDERS GRAY
APPROX. LRV = 30
(OR EQUIVALENT)



EXTERIOR SOFFIT CAN LIGHT
-PROGRESS LIGHTING
-BLACK FINISH - 3000 KELVIN - 725 LUMENS
LRV = 5 (OR EQUIVALENT)



STONE VENEER
-MS INTERNATIONAL
-NEPTUNE - LRV = 5
(OR EQUIVALENT)



EXTERIOR WALL SCONCE
-MODERN FARMS - DOUBLE DOWN OUTDOOR WALL SCONCE
-BLACK FINISH - 3000 KELVIN - 275 LUMENS
LRV = 5

BOWMAN DESIGN GROUP

ARCHITECTURE | PLANNING | DESIGN

GENERAL MATERIAL NOTES

1. ALL EXTERIOR MATERIAL PALETTE SHALL BE IN ACCORDANCE WITH SECTION 2207.II.D.
2. ALL EXTERIOR LIGHTING SHALL COMPLY WITH SECTION 2208.

FOR: HILLSIDE REVIEW

REV # DATE

CAMELBACK ESTATE MATERIAL BOARD

Project number	19-12
Date	4/08/2020
Drawn by	DJB
Checked by	DJB

A0.6

Scale 3/16" = 1'-0"