

# TOWN OF PARADISE VALLEY

## Crown Castle Statement of Direction SUP-20-03

### Town Council Public Hearing

May 28, 2020



# TODAY'S GOAL

---

- Review & Action on Request for Crown Castle Equipment Modification:
  - Upgrading equipment and screens at 3 streetlight pole locations



# AGENDA

- Background
- Statement of Direction (SOD)
- Scope of Request
- Recommendation & Action



# BACKGROUND

---

- 2010 - Crown Castle received SUP for Distributed Antenna System (DAS) in Town's right-of-way
- DAS consists of fiber-optic backbone that connects series of antenna nodes to improve system capacity and coverage
- DAS system consists of 42 signal antenna nodes:
  - 2 traffic signal nodes
  - 3 streetlight pole nodes
  - 37 faux cactus nodes
  - Each node has ground equipment such as fiber vault, electrical meter with disconnect, and faux rock battery backup

## BACKGROUND (CONT.)

---

- Planning Commission review:
  - April 7, 2020 work study session
  - May 5, 2020 public hearing:
    - Vote of 6 to 0 - PC forwarded amendment with recommendation of approval
    - Subject to stipulations in Ordinance 2020-06

# STATEMENT OF DIRECTION

---

- Council issued SOD on 3/26:
  1. Equipment Cages/Screens. Equipment modification will improve service and will not change use of SUP. However, new cages/screens will change aesthetics. **PC shall evaluate color and/or type of material (such as rusted metal) of equipment screens/cages.**
  2. Orientation, Location, and Mitigation. **PC shall: 1) evaluate location and orientation of equipment screens/cages and 2) identify how equipment cages can be visually mitigated.** This includes identifying location of underground utilities and potential conflicts, identifying best location that will conceal screen/cage, and identifying appropriate orientation at each site (such as having the solid portions of the screen face the street and/or locating the equipment to a less visible area).

## STATEMENT OF DIRECTION (CONT)

---

2. However, costs associated with different mitigation factors must be considered. **PC shall provide effective and cost-efficient options that will visually mitigate new equipment cages and minimize project costs.** This includes use of vegetation around equipment cages/screens, evaluate if vegetation is needed at all 3 locations, and identity type, quantity, and location of all applicable plants
3. **Commission must complete their review by May 5, 2020**

# SCOPE OF REQUEST

---

- Upgrading equipment at 3 streetlight pole locations:
  - H219 – 7300 N. Tatum Blvd.
  - H228 – 6401 E. McDonald Dr.
  - H232 – 5395 N. Invergordon Rd.
- Relocate equipment & replace faux rock screen with concrete pad and 3' x 3' x 3' equipment cage
- New equipment cage consists of 1 solid panel and 3 mesh panels
- Mesh panels will vent heat generated by equipment and eliminate need for fan-cooled equipment
- Screens may be orientated in any direction and painted any color Town prefers

# H219 – 7300 N TATUM BLVD



Subject Location



## H219 – 7300 N TATUM BLVD

---

- Replace faux rock and relocate equipment from corner of Tatum Blvd and Clearwater Pkwy behind existing utility cabinets (next to existing wall)
- 3'x3'x3' equipment cage proposed (with 1 solid and 3 mesh panels)
- No proposed landscaping since partially screened by existing cabinets
- Solid portion of cage will face Tatum Blvd.
- Bare metal/unprotected finish that will rust over time
- Changes to finish/color of cages require Town Manager or Designee approval



**(A) PLAN VIEW**

**(B) FRONT VIEW**

**(C) SIDE VIEW**

EQUIPMENT	(1) APPROPRIATE CABLE	-1.00 CU FT TOTAL 1.00 CU FT
(1) NEONAS VEHICLE MOUNT	-0.81 CU FT	
(1) NEONAS DRYER BELT	-1.00 CU FT	
(1) NEONAS TAPE DISPENSER	-1.00 CU FT	
(1) NEONAS MICRO XL BELT	-1.00 CU FT	
TOTAL	4.00 CU FT	

**NOTE:** PROPOSED GROUND EQUIPMENT A NATIONAL EARTHQUAKE SAFETY HILLMAN DESIGN SYSTEM (UNDERGROUND OR AS APPROVED BY CITY OF SCOTTSDALE).

**EQUIPMENT CAGE DETAILS**

SCALE: 1/8\" = 1'-0"

**(A) POLE LOCATION PHOTO (EXISTING)**

SCALE: N.T.S.

**(B) POLE LOCATION PHOTO SIMULATION (PROPOSED)**

SCALE: N.T.S.

**(C) POLE ELEVATION (EXISTING)**

SCALE: 3/8\" = 1'-0"

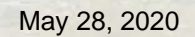
**(D) POLE ELEVATION (PROPOSED)**

SCALE: 3/8\" = 1'-0"

# H219 – 7300 N TATUM BLVD

## Site Photos



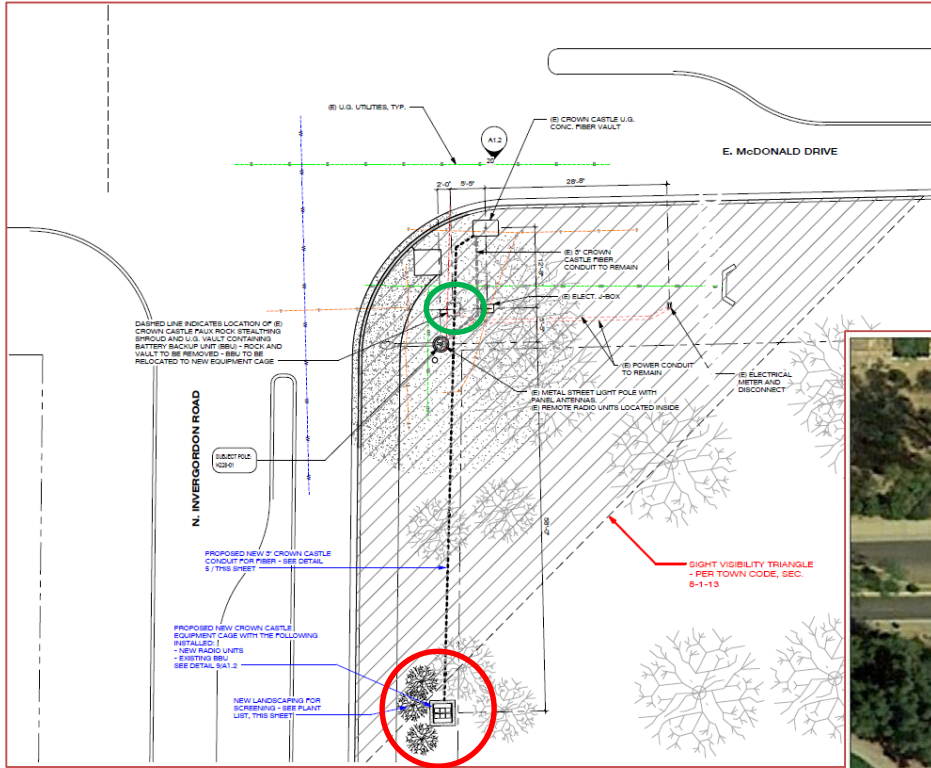


## H228 – 6401 E MCDONALD DR

---

- Replace faux rock and relocated equipment at corner of Invergordon Rd and McDonald Dr further south on Invergordon Rd
- Proposed:
  - 3'x3'x3' equipment cage (with 1 solid and 3 mesh panels)
  - 3 creosote bush
- Solid portion of cage will face Invergordon Rd.
- Bare metal/unprotected finish that will rust over time
- Changes to finish/color of cages require Town Manager or Designee approval
- Landscaping maintained for one year to help ensure bushes take root and survive

# H228 – 6401 E MCDONALD DR



Site Plans



# H228 – 6401 E MCDONALD DR

## Photo Sims & Elevations



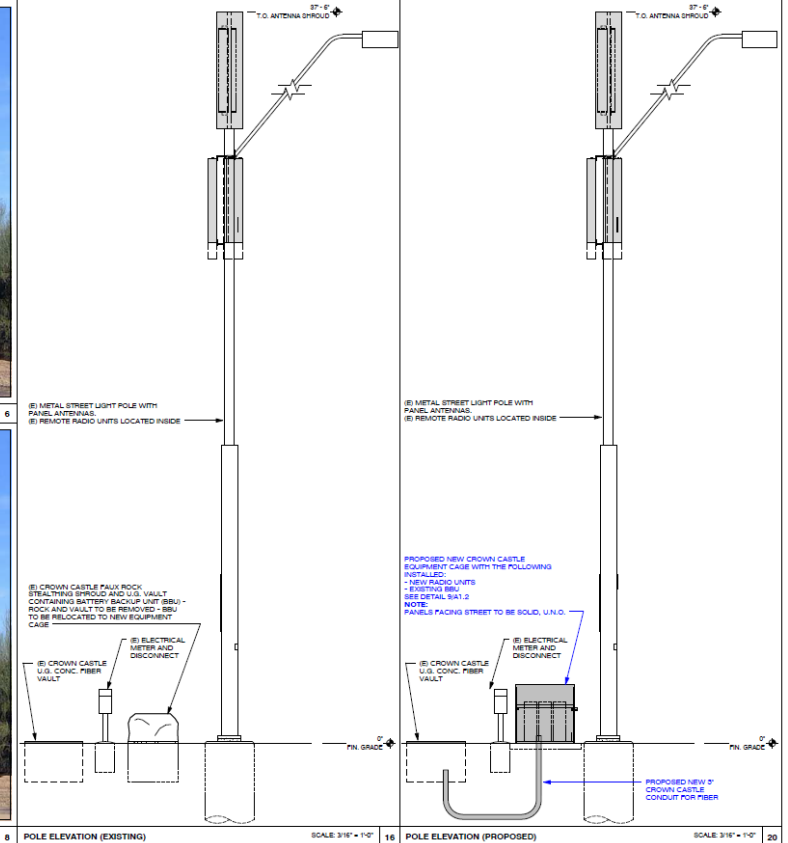
POLE LOCATION PHOTO (EXISTING)

SCALE: N.T.S. 8



POLE LOCATION PHOTO SIMULATION (PROPOSED)

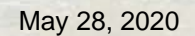
SCALE: N.T.S. 8



# H228 – 6401 E MCDONALD DR

## Site Photos





## H232 – 5395 N INVERGORDON RD

---

- Replace faux rock and relocate equipment at corner of Invergordon Rd and Jackrabbit Rd further south on Invergordon Rd
- Proposed:
  - 3'x3'x3' equipment cage (with 1 solid and 3 mesh panels)
  - 3 creosote bush
- Solid portion of cage will face Invergordon Rd.
- Bare metal/unprotected finish that will rust over time
- Changes to finish/color of cages require Town Manager or Designee approval
- Landscaping maintained for one year to help ensure bushes take root and survive



# H232 – 5395 N INVERGORDON RD

## Photo Sims & Elevations



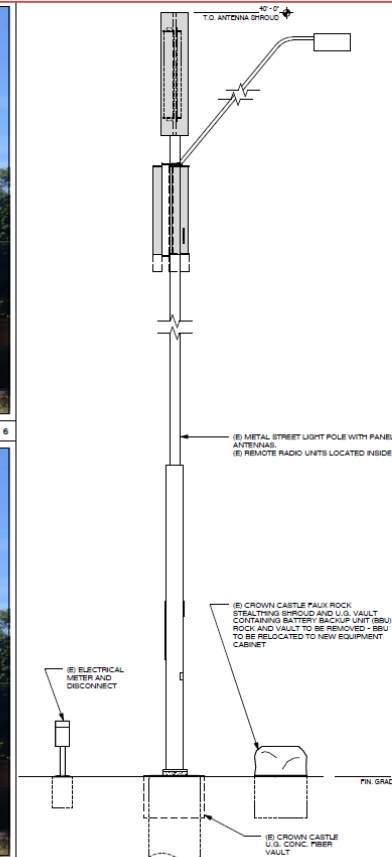
POLE LOCATION PHOTO (EXISTING)

SCALE: N.T.S. 8



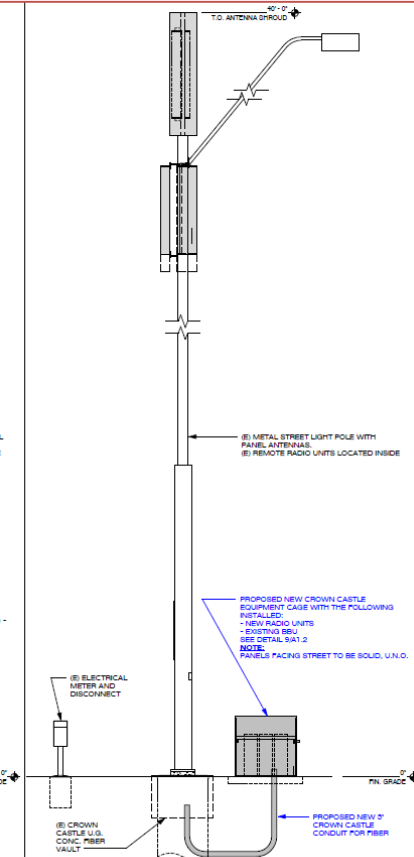
POLE LOCATION PHOTO SIMULATION (PROPOSED)

SCALE: N.T.S. 8



POLE ELEVATION (EXISTING)

SCALE: 3/16" = 1'-0"



POLE ELEVATION (PROPOSED)

SCALE: 3/16" = 1'-0"

# H232 – 5395 N INVERGORDON RD

## Site Photos



# PUBLIC COMMENT

---

- Notification performed in accordance with public hearing and SUP Amendment process
- Received inquires:
  - If this would improve coverage and supportive of request
  - If improvements accommodate 5G. Clarified applicant currently does not have plans for 5G at these sites and new cages will prevent equipment from overheating
  - If road restrictions associated with improvements
- Applicant Citizen Review on April 20, 2020
  - Concern regarding 5G

# RECOMMENDATION

---

- Unanimous recommendation of approval by Commission
- 4 stipulations in Ordinance No. 2020-06

# ORDINANCE 2020-06

---

1. Improvements in substantial compliance with plans and documents
2. Equipment Cage Orientation:
  - a. Solid portion of equipment cages shall face street. Solid portion of Node H219 shall face Tatum Blvd. and solid portion of Node H228 and Node H232 shall face Invergordon Road
3. Equipment Cage Finish and Color:
  - a. Proposed equipment cages shall have a rusted metal finish. Cages may have a “bare metal” or “unprotected” initial finish that will allow them to rust over time. Any changes to finish and/or color will require Town Manager or Designee approval

## ORDINANCE 2020-06

---

### 4. Landscaping:

- a. Node H228. 3 Creosote bushes placed around equipment cage in accordance with plans.
- b. Node H232. 3 Creosote bushes placed around equipment cage in accordance with plans.
- c. At applicant's expense, new landscaping around Node H228 and Node H232 shall be maintained by landscaper for one (1) year to help ensure Creosote bushes take root and survive. If landscaping dies, it shall be replaced with plants in accordance with the approved plans. Any changes to landscaping shall require Town Manager or Designee approval

# TODAY'S GOAL

- Take Public Comment
- Ordinance 2020-06:
  - Approve with Stipulations
  - Deny
  - Continue

