APPLICANT
NEWPATH NETWORKS
6908 E THOMAS ROAD, SUITE 201
SCOTTSDALE, AZ 85251
TEL: 480.225.0151
CONTACT: STEPHEN GARCIA

ARCHITECT
PB TELECOM, INC.
303 BATTERY STREET
SEATTLE, WA 98121
TEL: 206.838.9275
FAX: 206.838.5021
CONTACT: ROY LORETE

PROJECT TEAM

NEWPATH NETWORKS PROPOSES TO PROVIDE AN ENHANCED RESIDENTIAL WIRELESS COMMUNICATIONS SYSTEM FOR THE PARADISE VALLEY COMMUNITY; LOCATED IN THE TOWN OF PARADISE VALLEY, ARIZONA. THE SYSTEM WILL IMPROVE CELLULAR COMMUNICATIONS AND INCREASE CALL CAPACITY IN RESIDENTIAL AREAS. THE NETWORK AND ASSOCIATED EQUIPMENT HAVE BEEN DESIGNED TO MINIMIZE VISUAL IMPACTS IN URBAN SETTINGS. THE PROPOSED SYSTEM WILL PROVIDE A CELLULAR NETWORK THAT CAN BE UTILIZED SIMULTANEOUSLY BY DIFFERENT LICENSED TELECOMMUNICATIONS COMPANIES.

THIS PROPOSAL WILL CONSIST OF NODE SITES AT KEY LOCATIONS THROUGHOUT THE SHEA COMMUNITY. A SUBJECT NODE WILL CONSIST OF GROUND MOUNTED RADIO EQUIPMENT WITHIN A DECORATIVE METAL SCREEN ENCLOSURE AND REPLACEMENT TRAFFIC POLE SPECIFICALLY ENGINEERED TO SUPPORT THE PROPOSED NETWORK ANTENNAS. THE GROUND EQUIPMENT WILL NOT EXCEED 4'-0" IN HEIGHT (APPROX 23 CU FT) AND THE REPLACEMENT POLE WILL NOT EXTEND MORE THAN 6'-0" ABOVE THE EXISTING POLE HEIGHT. UNDERGROUND COAX WILL BE INSTALLED BETWEEN THE EQUIPMENT AND THE POLE. COAX WILL RUN THROUGH THE POLE FOUNDATION AND INSIDE THE POLE STRUCTURE. THE ANTENNA CANISTER, LOWER ANTENNAS (FUTURE) AND MOUNTING BRACKETS WILL BE PAINTED TO MATCH THE POLE. THE COLOR WILL MATCH THE ORIGINAL POLE OR BE PAINTED PER CITY REQUIREMENTS.

PROJECT DESCRIPTION

CURRENT – TOWN OF PARADISE VALLEY CODE
2006 – INTERNATIONAL BUILDING CODE
2005 – NATIONAL ELECTRICAL CODE
2006 – INTERNATIONAL FIRE CODE

HANDICAPPED REQUIREMENTS:
-FACILITY IS UNMANNED AND NOT FOR HUMAN HABITATION.
-HANDICAPPED ACCESS REQUIREMENTS ARE NOT REQUIRED.

PLUMBING REQUIREMENTS:
-FACILITY HAS NO PLUMBING.

CODES

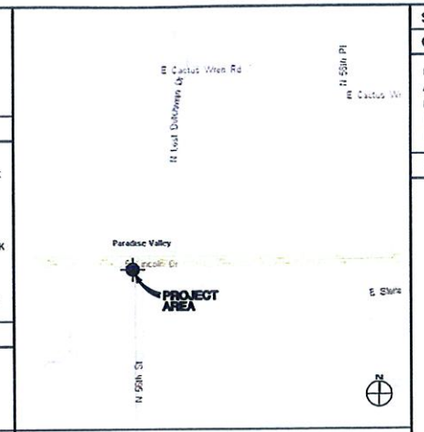

VICINITY MAP — SCALE: NTS

SECTION–TOWNSHIP–RANGE	32–3N–4E
QUARTER –SECTION	25–39
POLE TYPE:	TRAFFIC SIGNAL POLE
ASSIGNED ADDRESS:	TBD BY TOWN OF PARADISE VALLEY
NEAREST RESIDENTIAL ADDRESS:	6501 N LOST DUTCHMAN DR
UPPER ANTENNA RAD CENTER:	33'-7"
LOWER ANTENNA RAD CENTER:	26'-4"

SITE INFO

#	DESCRIPTION
A02	PROPOSED NEWPATH NETWORKS PANEL ANTENNA
A03	PROPOSED NEWPATH NETWORKS "SNUGMOUNT" PANEL ANTENNAS; PAINT TO MATCH POLE
A04	PROPOSED NEWPATH NETWORKS ANTENNA CANISTER; PAINT TO MATCH POLE
A05	PROPOSED NEWPATH NETWORKS 10" COAX COVER
A10	PROPOSED TRAFFIC SIGNAL POLE REPLACEMENT
A23	PROPOSED NEWPATH NETWORKS EQUIPMENT ENCLOSURE ON PRECAST CONCRETE SLAB
A29	PROPOSED NEWPATH NETWORKS UNDERGROUND CONC FIBER VAULT, SEAL WATERTIGHT
E05	PROPOSED NEWPATH NETWORKS POWER PEDESTAL PAINTED TAN, UNLESS NOTED OTHERWISE

KEY NOTE LEGEND

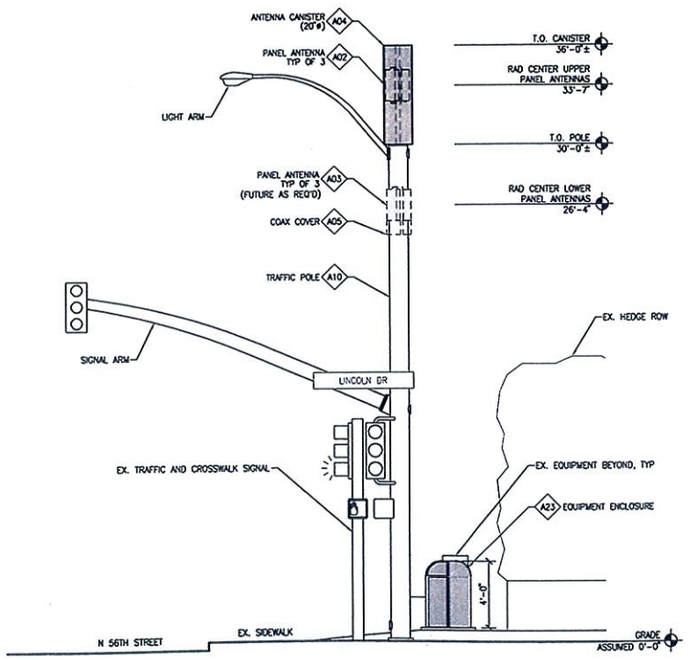

ELEVATION — SCALE: 1/4" = 1'-0"

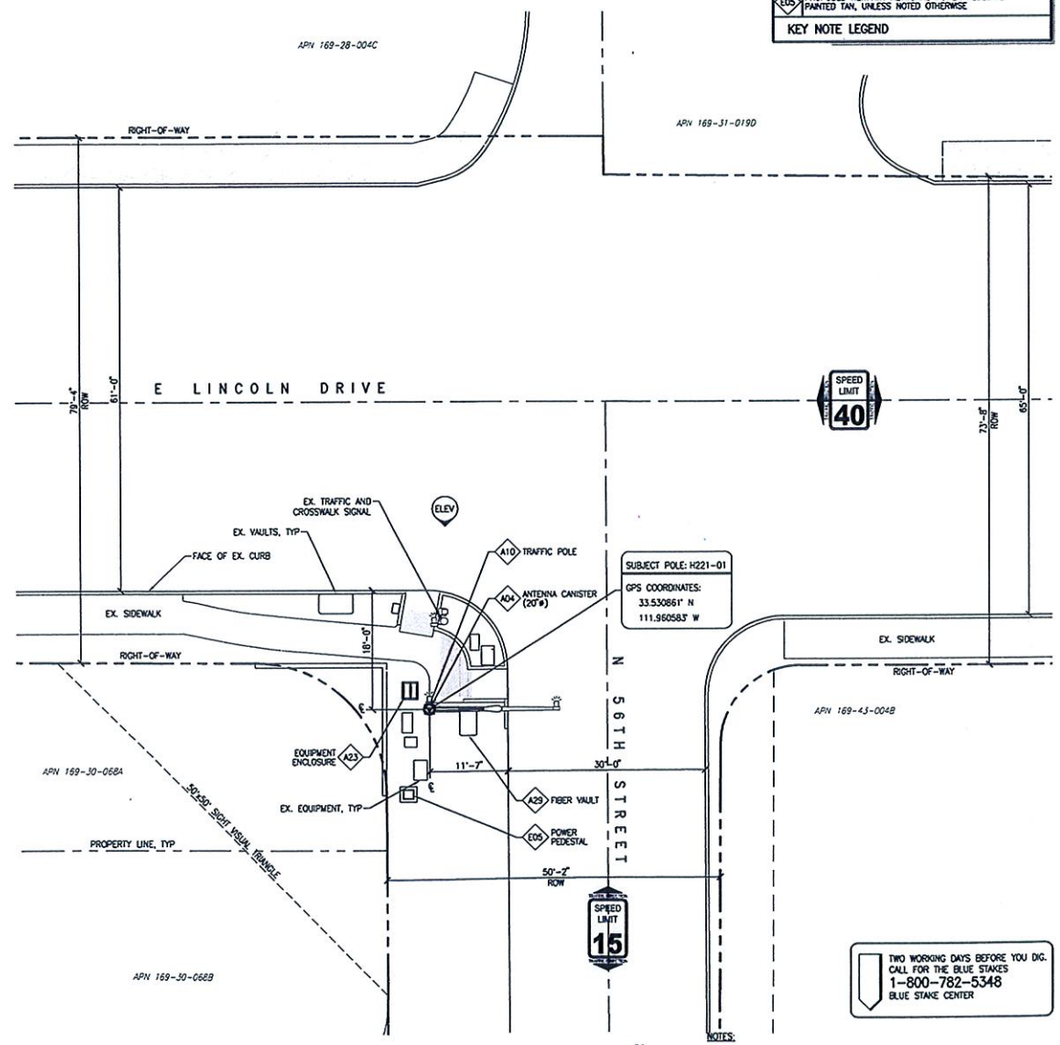

SITE PLAN — SCALE: 1" = 10'-0"

TWO WORKING DAYS BEFORE YOU DIG.
CALL FOR THE BLUE STAKES
1-800-782-5348
BLUE STAKE CENTER

NOTES:
1. SITE PLAN IS A DIAGRAMMATIC REPRESENTATION ONLY; VERIFY ALL DIMENSIONS.
2. VERIFY ALL PROPERTY LINE INFORMATION WITH EXISTING SURVEY DATA.

newpath NETWORKS

NewPath Networks, LLC
768 GARFIELD STREET
SEATTLE, WA 98109
ph: 206.550.3858
fax: 206.633.2768

PB TELECOM
303 BATTERY STREET SEATTLE, WA 98121
206.838.9275
206.838.5021

THIS DRAWING IS COPYRIGHTED AND IS THE SOLE PROPERTY OF THE OWNER. IT IS PRODUCED SOLELY FOR USE BY THE OWNER AND ITS AFFILIATES. REPRODUCTION OR USE OF THIS DRAWING AND/OR THE INFORMATION CONTAINED IN IT IS FORBIDDEN WITHOUT THE WRITTEN PERMISSION OF THE OWNER.

RELEASE	
DATE	
21MAY10	LUP

PROJECT NAME
PARADISE VALLEY

NODE ADDRESS
H221-01
E LINCOLN DR
N 56TH ST

PROJECT AREA
PARADISE VALLEY

PBT JOB NUMBER: **290210**
IN HOUSE — DRAWN BY: PBT — CHECKED BY: RKL

SHEET TITLE
LUP BASE DRAWING

SHEET: **LUP-1**
PAGE: **1 OF 1**

PLOT SCALE: 1:1 @ 24"x36"; 1:2 @ 11"x17"