

Operational Budgeting

PRODUCT BRIEF



The typical budgeting process is time-consuming, cumbersome and error prone. After weeks of communicating by email and exchanging spreadsheets, all data collected is manually consolidated into a master spreadsheet.

In contrast, ClearGov offers collaborative budgeting software that streamlines communication with department heads and other budget stakeholders. A one-stop shop to dynamically forecast what-if scenarios, build a budget and communicate budgeting rationale.

Key Features:

- ✓ **Operational Budget Dashboard** - Quickly see and share the status of your budget-building process. Filter on current and historical financial data. Automatically aggregate all budget requests in one place.
- ✓ **Departmental Collaboration** - Easily assign department budgets and invite department heads to submit requests and rationale. Efficiently track request and review status and send automatic reminders.
- ✓ **AI Driven Forecasting** - Sophisticated yet easy-to-use AI module enables you to create unlimited forecasts. Easily modify assumptions at the category level and instantly see the impact.
- ✓ **Centralized Communication** - Add comments, documents and supporting information to any line item. All content is centralized to streamline your budget review and communication process.
- ✓ **Audit Trail** - All budget edits are automatically tracked and stored within an audit trail. Easily review the historical record of budget decisions and communication.
- ✓ **Report Builder** - Create and export custom reports to share your operational budget with internal and external stakeholders and existing systems.



GET A DEMO

Capital Budgeting

PRODUCT BRIEF



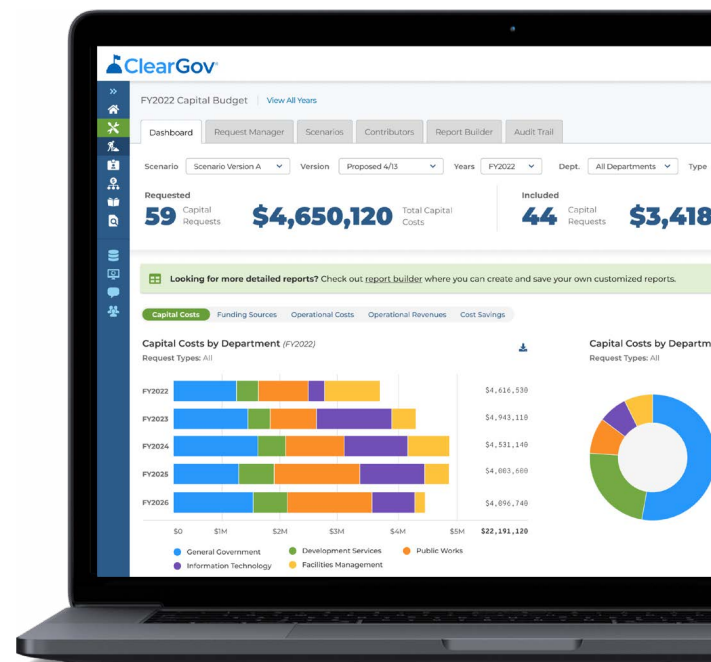
Imagine transforming the time-consuming, paper-based, error-prone Capital Improvement Planning (CIP) process into a modern, cloud-based, and efficient operation.

Requests from department heads arrive via easy-to-use digital forms and move seamlessly into your approval workflow. You're able to produce multi-year, multi-scenario plans with ease. And sharing the approved plan with stakeholders is available through automatically generated reports and website-based project pages.

Welcome to Capital Budgeting from ClearGov - a solution designed to overcome the limitation of legacy Excel and address the specific needs of the CIP process.

Key Features:

- ✓ **Capital Budgeting Dashboard** - Review all capital improvement and equipment requests in one place.
- ✓ **Capital Request Manager** - Invite department heads to submit capital requests.
- ✓ **Request Scoring & Ranking** - Prioritize requests by scoring and ranking capital requests based on custom criteria.
- ✓ **Scenario Planning** - Create multiple scenarios to find the optimal combination of capital requests for your budget.
- ✓ **Report Builder** - Create and export custom reports to share your capital budget with stakeholders and other systems.
- ✓ **Capital Improvement Website** - Publish your capital plan online so residents and stakeholders can be informed.



GET A DEMO

Digital Budget Book

PRODUCT BRIEF

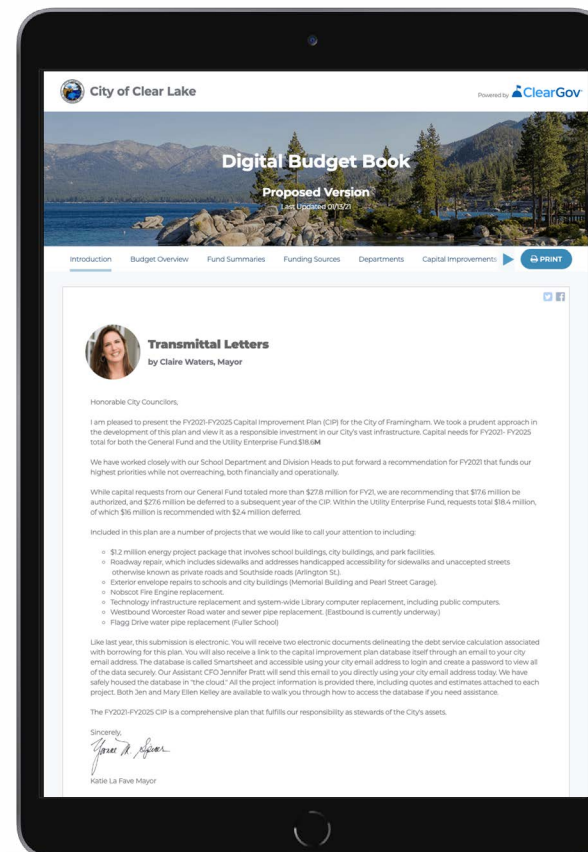


Using spreadsheets to create the tables, charts, and graphs for your annual budget book is not only tedious, it's inefficient. The more spreadsheets you manage and papers you shuffle, the greater the potential for error. And, the end result is a dry and lengthy budget book that's expensive to print and often out of date before the ink dries.

ClearGov's Digital Budget Book is the industry's first website-based solution that automates most of the budget book creation process using templates and data-driven charts and tables. Meet GFOA award criteria and deliver new levels of clarity, engagement and understanding for your citizens..

Key Features:

- ✔ **Built-in GFOA Best Practices** - Built-in GFOA framework and templates auto-create key sections and pre-populate them with data. Simply add your narrative to complete an award-winning budget book.
- ✔ **Automated Fund Summaries** - Auto-generate pages for each fund in your budget, pre-populated with revenue, expense and historical data.
- ✔ **Department Specific Pages** - With a few clicks build department pages, including auto-updating revenue and expenditure data. Invite department heads to add context, narrative and strategic goals.
- ✔ **Collaborate and Customize** - Invite department heads and other stakeholders to edit key sections of the budget book. Customize and control how your budget data is displayed and shared with the public.
- ✔ **Capital Improvements Inclusion** - Automatically add annual and multi-year capital improvement plans directly into your digital budget book.
- ✔ **Automatic Data Updates** - Revenue and expense data are automatically updated as your budget changes, eliminating errors and saving time. Really valuable for those last-minute tweaks.



GET A DEMO

Transparency

PRODUCT BRIEF

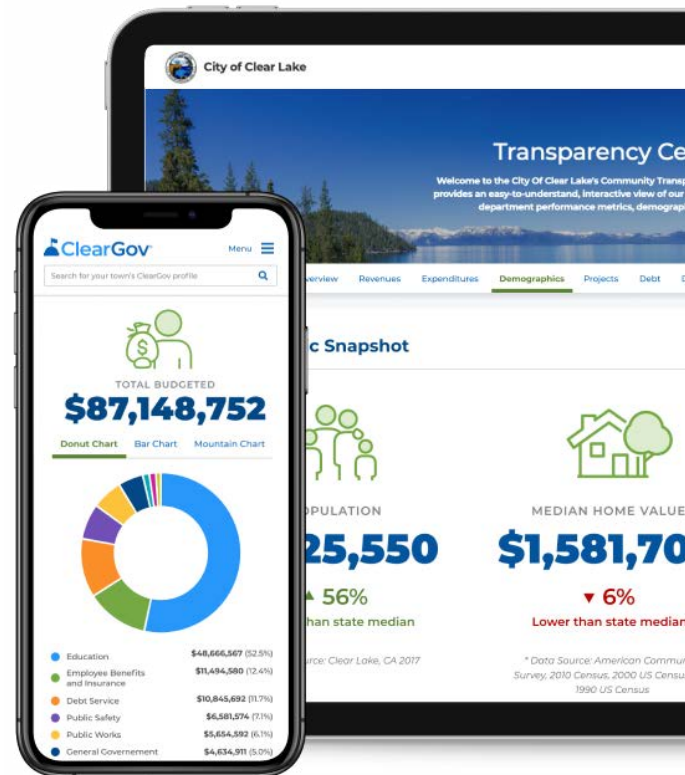


Context is key when it comes to being transparent with citizens. They want to know how their tax dollars are being spent, and sharing complex financial documents with them doesn't help. To truly be transparent, information needs to be easy to access and understand, for every resident, including those who need ADA-optimized content.

Tell your financial story using our simple-to-navigate Transparency center. Easy-to-understand infographics help you share financial information, departmental goals, and results in a way that not only informs, but also engages your community.

Key Features:

- ✓ **Financial Story** - Help internal stakeholders and residents easily visualize and interpret important fiscal metrics to drive community support.
- ✓ **Open Checkbook** - At your option, deliver searchable check-level detail to help build public trust, dispel misconceptions, and increase accountability.
- ✓ **Custom Chart Builder** - Easily build dynamic financial, performance, and custom charts to display throughout the public profile.
- ✓ **Peer Comparisons** - Integrated peer group comparisons bring your data to life and provide critical context to close the communication gap.
- ✓ **Department Dashboards** - Easily create custom dashboard pages for each department to showcase the key benefits you're driving for your community.
- ✓ **Projects** - Quickly create and publish detailed project pages to share a project's summary, timeline, budget, and progress.



GET A DEMO

Transparency

PRODUCT BRIEF



How It Works



Collect

Simply export fiscal data from your accounting system and we handle the rest. Easily connect your ClearGov products to pull in data from Operational Budgeting and Capital Budgeting.



Create

Our team transforms your complex financials into an easy-to-understand infographic-based website. Add custom charts, department pages, and narrative to add context to the numbers.



Communicate

Publish your Transparency center website to communicate your financial story, departments, and projects to the public. You can share it on your municipality's website to engage and inform residents.

Budget Cycle Management

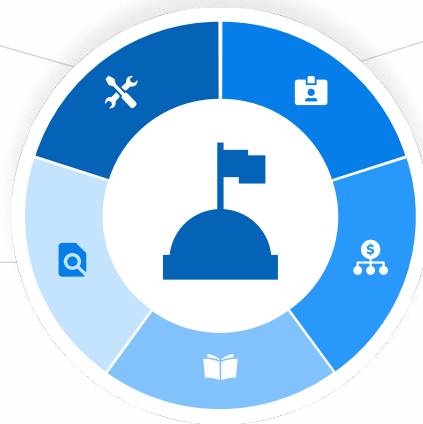
Transparency is part of ClearGov's integrated suite of cloud-native financial solutions that is complementary to ERP/accounting systems and helps local governments streamline their budgeting process.

Capital Budgeting

Automate the way you collect, organize and optimize capital utilization.

Transparency

Tell your financial story to drive community support.



Personnel Budgeting

Salary management, scenario planning, and what-if analysis.

Operational Budgeting

Build your forecast and annual budget more efficiently and collaboratively.

Digital Budget Book

Produce an interactive and award-winning budget book in a fraction of the time.



"It's our job to communicate our budget — the what and the why — in a way that isn't confusing or overwhelming. We want to proactively engage citizens because what we're doing directly affects them. ClearGov gives us an effective and visually compelling way to do that."

Jay-Michael Baker, Community Engagement Manager
Metropolitan District of Pueblo West, CO