



TOWN OF PARADISE VALLEY CAPITAL IMPROVEMENT PROGRAM FY19-23

November 1, 2018

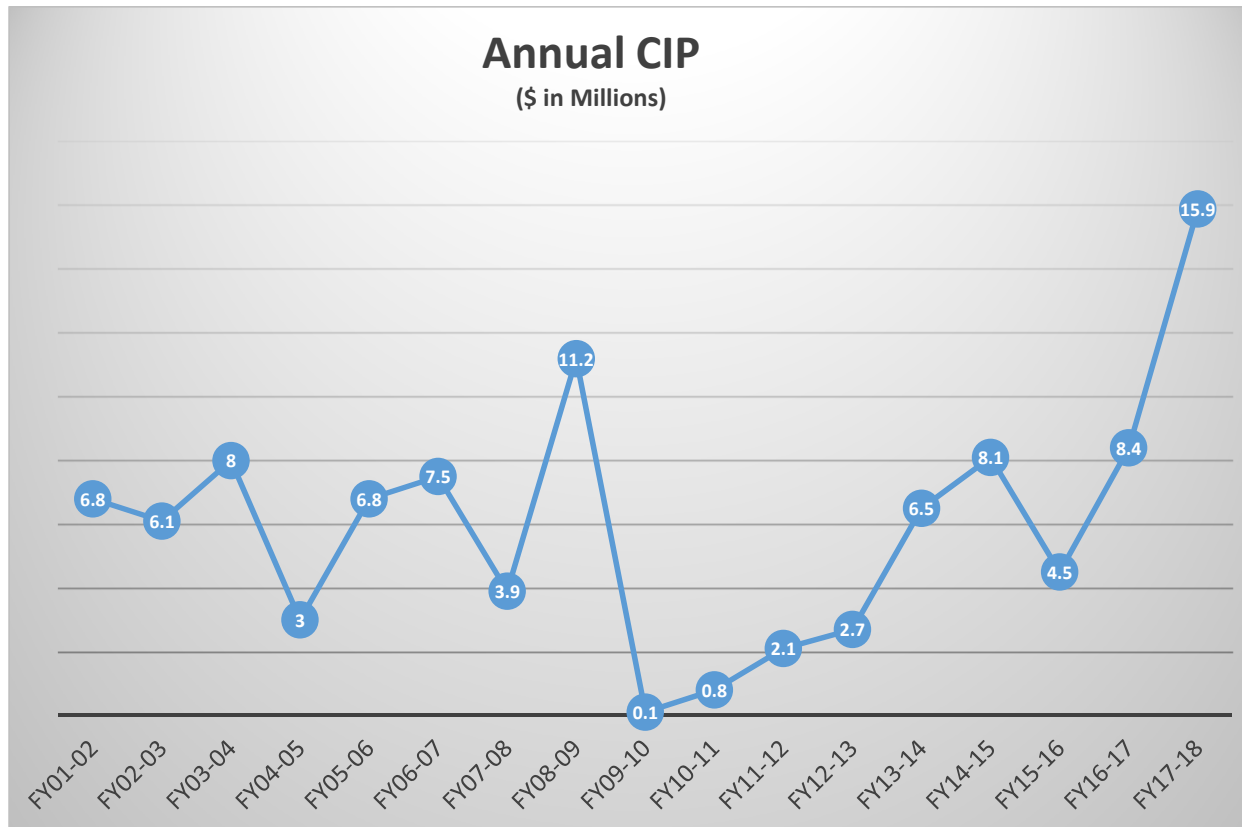
AGENDA

- **Historic CIP Budget**
- **FY19 Project Status**
- **FY20 *Overview**
- **FY21-23 *Future CIP Expenditures**
- **What is CIP?**
- **Council Discussion**

***Data provided herein from FY19-23 CIP adopted by Council as part of the annual budget resolution. Similar material may have been provided at the April 26, 2018 Council Study Session.**



HISTORIC CIP BUDGET



FY19 PROJECT STATUS

APS District 30	\$ 297,447	Completed
Computer-Aided Dispatch (CAD) Enterprise Upgrade	\$ 221,000	On-Going
SRP 44th St & Keim Conversion	\$ 386,276	Construction
Police & Public Works Backup Generator	\$ 290,000	Construction
Doubletree Ranch Rd (64th St to Scottsdale Rd)	\$ 3,190,000	Design - 100%
Lincoln Dr Sidewalks	\$ 527,410	Design - 95%
Town Hall Remodel	\$ 340,000	Design - 60%
Mockingbird Lane Improvements (N. of Hummingbird)	\$ 2,770,000	Design - 60%
Ritz-Carlton Roadway Improvements		Design - 60%
Mockingbird Lane Improvements (S. of Hummingbird)	\$ 790,000	
Lincoln Dr (Mockingbird Ln to Town Limits)	\$ 825,800	
Visually Significant Corridors	\$ 43,000	Planning - 95%
Town-wide Geographic Information System (GIS)	\$ 88,324	On-Going
Sewer System Assessment	\$ 234,200	On-Going
Sewer System Improvements	\$ 200,000	On-Going
SRP Denton Lane Conversion	\$ 27,933	Not Initiated
Mockingbird Lane Improvements (S. of Lincoln Dr)	\$ 200,000	Not Initiated
56th St Sidewalks (Mockingbird Ln to Doubletree)	\$ 100,000	Not Initiated
Town Hall Complex Fiber Connections	\$ 150,000	On-Going
Pedestrian/Bicycle Improvements	\$ 100,000	Not Initiated
Golf Drive Improvements	\$ 75,000	Not Initiated
*TOTAL	\$ 10,926,387	

Other Sources	
SRP 44th St & Keim Conversion - SRP	\$ 645,000
SRP 44th St & Keim Conversion - Residents	\$ 193,109
SRP Denton Lane Conversion - SRP (FY20)	
SRP Denton Lane Conversion - Residents	\$ 110,067
Lincoln Dr Sidewalks - CMAQ	\$ 1,830,000
Ritz-Carlton Roadway Improvements	
Mockingbird Lane Improvements (S. of Hummingbird)	\$ 1,760,000
Lincoln Dr (Mockingbird Ln to Town Limits)	\$ 1,875,000
Indian Bend Rd (Mockingbird Ln to Town Limits)	\$ 1,680,000
TOTAL	\$ 8,093,176
FY 19 CIP TOTAL	\$ 19,019,563

Total Projects	Planning	Design	Construction	On-Going	Not Initiated	Completed
19	1	5	2	5	5	1
	5%	26%	11%	26%	26%	5%

*Includes \$69,997 CIP Contingencies

11/1/2018



FY20 PROJECT OVERVIEW

Police Department Remodel	\$ 1,000,000
Lincoln Dr & Invergordon Intersection Realignment	\$ 150,000
Telecommunications System Upgrade	\$ 320,000
Tatum Blvd Retaining Walls	\$ 400,000
Invergordon Rd Medians (McDonald to Chaparral)	\$ 270,000
Denton Ln Cul-De-Sac	\$ 150,000
SRP Denton Lane Conversion (Construction)	\$ 192,333
North Tatum Sidewalks (Doubletree to Mountain View)	\$ 150,000
45th St Curbs (McDonald to Valley Vista)	\$ 100,000
Mountain View Road Improvements (Tatum to 56th St)	\$ 100,000
Watershed Studies	\$ 450,000
Pedestrian/Bicycle Improvements	\$ 100,000
Sewer System Assessment	\$ 234,200
Sewer System Improvements	\$ 200,000
TOTAL	\$ 3,816,533
Other Sources	
SRP Denton Lane Conversion - SRP	\$ 246,866
TOTAL	\$ 246,866
FY20 CIP TOTAL	\$ 4,063,399



FUTURE YEARS

	FY20	FY21	FY22	FY23
CIP Budget	\$ 4,063,399	\$ 4,694,000	\$ 3,000,000	\$ 8,731,000
Town Portion	\$ 3,816,533	\$ 4,260,000	\$ 2,800,000	\$ 5,928,000

- **Total number of projects = 28**
- **Total CIP value = \$ 20.5M**
- **Total town's portion = \$ 16.4M**
- **Does not include projects identified in the Visually Significant Corridors Master Plan.**



FY19-23 OVERVIEW

Funding by Source


Source	Project#	2019	2020	2021	2022	2023	Total
Flood Control District							
FCD LIBW Invergordon Improvements Alt 1	2021-01					650,000	650,000
Flood Control District Total						650,000	650,000
Residents of Paradise Valley							
SRP 44th Street & Keim Conversion	2016-01	193,109					193,109
SRP Denton Lane Conversion	2020-02	110,067					110,067
SRP 40th Street & Lincoln Drive Conversion	2022-01					953,427	953,427
Residents of Paradise Valley Total						303,176	1,256,603
Ritz Carlton							
Lincoln Dr. (Limits to Mockingbird) - Ritz Related	2016-14.1	1,875,000					1,875,000
Indian Bend (Limits to Mockingbird) - Ritz Related	2016-14.2	1,680,000					1,680,000
Mockingbird Ln S of Hummingbird - Ritz Related	2016-14.3	1,760,000					1,760,000
Ritz Carlton Total						5,315,000	5,315,000
Sewer Fund							
Sewer System Assessment	2017-06	234,200	234,200	234,200			702,600
Sewer System Improvements	2019-05	200,000	200,000	200,000	200,000	200,000	1,000,000
Sewer Fund Total						434,200	1,702,600
SRP Aesthetics							
SRP 44th Street & Keim Conversion	2016-01	645,000					645,000
SRP Denton Lane Conversion	2020-02		246,866				246,866
SRP 40th Street & Lincoln Drive Conversion	2022-01					1,000,000	1,000,000
SRP Aesthetics Total						645,000	1,891,866
Town of Paradise Valley							
SRP 44th Street & Keim Conversion	2016-01	386,276					386,276
APS District 30 Carryover	2016-02.1	297,447					297,447
Watershed Studies	2016-06		450,000				450,000
Iconic Visually Significant Corridors, etc.	2016-08	43,000					43,000
Lincoln Dr. (Limits to Mockingbird) - Ritz Related	2016-14.1	825,800					825,800
Mockingbird Ln S of Hummingbird - Ritz Related	2016-14.3	790,000					790,000
Town Hall Remodel	2017-01	340,000			1,500,000		1,840,000
Police and PW Dept Backup Power	2017-02	290,000					290,000
Implement Town-Wide Geographic Info. System (GIS)	2017-04	88,324					88,324
Lincoln Drive Sidewalks	2017-06	527,410					527,410

Source	Project#	2019	2020	2021	2022	2023	Total				
Public Works Remodel	2018-01			450,000			450,000				
Police Department Remodel	2018-02		1,000,000				1,000,000				
Mockingbird Lane Improvements (S. of Lincoln Rd.)	2018-03	200,000					200,000				
Doubletree (64th St. to Scottsdale)	2018-04	3,190,000					3,190,000				
56th St. Sidewalks (Mockingbird to Doubletree)	2018-06	100,000					100,000				
Town Hall Complex Fiber Connections	2018-07	150,000					150,000				
CAD Enterprise Upgrade	2018-08	221,000					221,000				
Pedestrian / Bicycle Improvements	2018-11	100,000	100,000	100,000	100,000	100,000	500,000				
Lincoln and Invergordon Intersection Realignment	2019-01		150,000				150,000				
Highlands Drive Cul De Sac	2019-03			250,000			250,000				
Telecommunications System Update	2019-04		320,000				320,000				
Golf Drive Improvements	2019-06	75,000					75,000				
Town Hall Chiller Replacement	2020-01				100,000		100,000				
SRP Denton Lane Conversion	2020-02	27,933	192,333				220,266				
Tatum Boulevard Retaining Walls	2020-03		400,000				400,000				
Invergordon Road Medians (McDonald to Chaparral)	2020-04		270,000	2,430,000			2,700,000				
Denton Lane Cul De Sac	2020-05		150,000				150,000				
N. Tatum Rd. Sidewalks (Doubletree-Mountain View)	2020-06		150,000				150,000				
45th Street Curbs (McDonald to Valley Vista)	2020-07		100,000				100,000				
Mountain View Road Improvements (Tatum - 52nd St.)	2020-08		100,000	1,000,000			1,100,000				
FCD LIBW Invergordon Improvements Alt 1	2021-01					650,000	650,000				
32nd St. Sidewalks (Stanford to Lincoln)	2021-02					300,000	300,000				
Mockingbird Lane (56th St. to Invergordon Rd.)	2021-03				300,000	3,000,000	3,300,000				
Town Hall Backup Power	2021-04				200,000		200,000				
White Wing Half Street Improvements	2021-05				30,000	270,000	300,000				
Waterman Lane Improvements	2021-06			30,000	270,000		300,000				
SRP 40th Street & Lincoln Drive Conversion	2022-01				300,000	1,607,999	1,907,999				
Mockingbird Ln N of Hummingbird	2022-02	2,770,000					2,770,000				
CIP Contingencies	2099-99	69,997					69,997				
Town of Paradise Valley Total						10,492,187	3,382,333	4,260,000	2,800,000	5,927,999	26,862,519
GRAND TOTAL		17,189,563	4,063,399	4,694,200	3,000,000	8,731,426	37,678,588				

11/1/2018

WHAT IS CIP?

- **Multi-year plan identifying and prioritizing capital needs**
- **Includes projects greater than \$100,000 and a useful life of at least two years**
- **Typically a 5 year planning period**
- **Presented and adopted as a separate section of the budget**



11/1/2018




WHAT IS NOT CIP?

Exclusions

- **Vehicle Replacement**
- **Operations and Maintenance**
 - **Street resurfacing**
 - **Small facility improvements**
- **Furniture, Fixtures, and Equipment**
 - **Computers, desks, chairs, etc.**



WHAT IS CIP?



PROJECT IDENTIFICATION

1. Input from Citizens, Council and Staff

- 32nd Street Sidewalks, Denton Lane cul-de-sac

2. Implementation of General Plan

- Replacement of asphalt sidewalks

3. Identified in Strategic / Master Plans



- VSC Study, Bike/Ped Study

4. Stem from other projects

- Roadway improvements to 52nd Street north of Mockingbird

5. Operational improvements

- Traffic Signal Upgrades



11/1/2018



PROJECT SCOPING

Determine:

- Extent of project
- Cost estimates
 - Current dollars
 - Updated annually
- Possible outside funding sources

Capital Improvement Plan		2018 thru 2022		Department Sidewalks																																																									
Town of Paradise Valley, Arizona				Contact Jeremy Knapp																																																									
Project #	2017-05			Type Improvement																																																									
Project Name	Lincoln Drive Sidewalks			Useful Life																																																									
Priority Score	2	Account # 30-40-979		Category Sidewalks																																																									
Total Project Cost: \$835,000																																																													
Description																																																													
Location: Various locations along Lincoln Drive from western town limits to eastern town limits.																																																													
Installation of 6' wide colored concrete sidewalks to complete a sidewalk connection to Scottsdale and Phoenix city limits.																																																													
This project will install 6' wide meandering colored concrete sidewalks which will complete a safe pedestrian connection along Lincoln Drive between the town's western boundary with the City of Phoenix and the eastern boundary with the City of Scottsdale linking housing to public transportation, places of worship, parks, medical offices and other services. Currently there are significant gaps in the existing sidewalk network along this corridor, requiring pedestrians to either walk on the shoulder or cross a major arterial to stay on the sidewalk. The town has requested and received approval for both ADOT funds for design assistance and CMAQ funds for construction assistance. The cost includes design, land acquisition, utility relocation and construction.																																																													
Justification																																																													
General Plan Implementation Measures: 4.5-1.6 / 4.5-1.7																																																													
<table border="1" style="width: 100%; border-collapse: collapse;"> <thead> <tr> <th>Expenditures</th> <th>2018</th> <th>2019</th> <th>2020</th> <th>2021</th> <th>2022</th> <th>Total</th> </tr> </thead> <tbody> <tr> <td>Planning/Design</td> <td>90,000</td> <td></td> <td></td> <td></td> <td></td> <td>90,000</td> </tr> <tr> <td>Land Acquisition</td> <td>350,000</td> <td></td> <td></td> <td></td> <td></td> <td>350,000</td> </tr> <tr> <td>Construction/Maintenance</td> <td></td> <td>75,000</td> <td>120,000</td> <td></td> <td></td> <td>195,000</td> </tr> <tr> <td>Total</td> <td>440,000</td> <td>75,000</td> <td>120,000</td> <td></td> <td></td> <td>635,000</td> </tr> </tbody> </table> <table border="1" style="width: 100%; border-collapse: collapse;"> <thead> <tr> <th>Funding Sources</th> <th>2018</th> <th>2019</th> <th>2020</th> <th>2021</th> <th>2022</th> <th>Total</th> </tr> </thead> <tbody> <tr> <td>Town of Paradise Valley</td> <td>440,000</td> <td>75,000</td> <td>120,000</td> <td></td> <td></td> <td>635,000</td> </tr> <tr> <td>Total</td> <td>440,000</td> <td>75,000</td> <td>120,000</td> <td></td> <td></td> <td>635,000</td> </tr> </tbody> </table>						Expenditures	2018	2019	2020	2021	2022	Total	Planning/Design	90,000					90,000	Land Acquisition	350,000					350,000	Construction/Maintenance		75,000	120,000			195,000	Total	440,000	75,000	120,000			635,000	Funding Sources	2018	2019	2020	2021	2022	Total	Town of Paradise Valley	440,000	75,000	120,000			635,000	Total	440,000	75,000	120,000			635,000
Expenditures	2018	2019	2020	2021	2022	Total																																																							
Planning/Design	90,000					90,000																																																							
Land Acquisition	350,000					350,000																																																							
Construction/Maintenance		75,000	120,000			195,000																																																							
Total	440,000	75,000	120,000			635,000																																																							
Funding Sources	2018	2019	2020	2021	2022	Total																																																							
Town of Paradise Valley	440,000	75,000	120,000			635,000																																																							
Total	440,000	75,000	120,000			635,000																																																							

Produced Using the Plan-It Capital Planning Software



PROJECT SCORING AND RANKING

Town's Critical Objectives (40%)

1. Increase in public health
2. Increase in public safety
3. Identified in General Plan
4. Consistent with vision statement
5. Consistent with annual work plan
6. Specific request of the Town Council

Community / Citizen Benefits, Environmental and Aesthetics (20%)

1. Stabilize or improve neighborhoods
2. Improve quality of life for residents
3. Improves community appearance
4. Improves recreational / cultural opportunities
5. Improve environmental protection effort
6. Assists in elimination of slum and blight conditions

Costs (30%)

1. Cost sharing / grant / outside funding
2. Source of higher revenue
3. Maintain, replace or expand an existing asset
4. Lower operating cost
5. Lower future capital cost
6. Implication of deferring the project

Distributional Effects (10%)

1. Town wide improvement
2. Benefits large portion of Town
3. Investment made by the Town in the last five years
4. Investment made by the Town to meet legal obligation
5. Project that has the support of another community of agency
6. Inter-jurisdictional benefit will be achieved



PROJECT SCORING AND RANKING

- All identified projects are scored and ranked
- Current CIP has 41 projects totaling \$27 Million of Town Funds
- All scored and ranked projects are assigned to categories
- Balance budget and prioritize annually
- Prioritize projects based on score and available funding



PROJECT SCORING AND RANKING

Town of Paradise Valley Capital Improvement Plan Project Priority

	Cell/Wt	Weight	Public Safety Communications Tower Equipment	Lincoln Drive Sidewalks	Pedestrian / Bicycle Improvements	3rd Street Sidewalk (Standard to Lincoln)	FCD LRBW Channel Improvements Alt 1	FCD LRBW Ingression Improvements Alt 1	FCD LRBW PV Wash Alt 1	Sewer System Assessment	Indian Bend (Links to Mockingbird Lane - RTZ Related)	CAD Emergency Upgrade	Traffic Signal Upgrade - 12 Intersections	Lincoln Dr. (Links to Mockingbird) RTZ Related	Telecommunications System Upgrade	SRP 44th Street & Kalm Convention	SRP Denton Lane Conversion	SRP 48th Street & Lincoln Drive Conversion	SRP 38th Place & Barbary Home Conversion	Mockingbird Lane Median - RTZ Related	Tatum Boulevard Retaining Walls	North Tatum Sidewalk (Doubtless to Mountain View)	Police and PW Dept Backup Power	Police Department Remodel	Highlands Drive Cal De Sac
Town's Critical Objectives (8)	40	100	344	304	378	334	288	288	288	336	234	320	216	210	276	256	256	256	256	194	228	268	232	240	246
Increase in public health		20	3	3	10	3	0	0	0	10	5	0	0	0	1	0	0	0	0	0	0	3	0	0	0
Increase in public safety		20	10	10	7	10	10	10	10	10	10	10	10	10	10	10	10	10	10	10	10	10	10	10	10
Identified in General Plan		20	10	10	10	10	6	6	6	6	10	7	10	10	10	10	10	10	10	10	10	10	10	10	10
Consistent with vision statement		15	10	10	10	10	10	10	10	10	10	10	10	10	10	10	10	10	10	10	10	10	10	10	10
Consistent with Council goals		15	10	10	10	10	10	10	10	10	10	10	10	10	10	10	10	10	10	10	10	10	10	10	10
Specific request of the Town Council		10	10	6	10	10	8	10	10	10	10	10	10	10	10	10	10	10	10	10	10	10	10	10	10
Costs (8)	30	100	204	150	63	54	174	174	174	90	129	90	180	129	109.5	67	67	67	67	129	64.5	36	117	111	90
Cost sharing / grant / outside funding		20	10	10	0	0	0	0	0	0	0	0	0	0	0	0	0	0	0	0	0	0	0	0	0
Source of higher revenue		20	0	0	0	0	0	0	0	0	0	0	0	0	0	0	0	0	0	0	0	0	0	0	0
Maintain, replace or expand an existing asset		20	10	10	7	4	10	10	10	10	10	10	10	10	10	10	10	10	10	10	10	10	10	10	10
Lower operating cost		15	5	0	0	0	0	8	8	8	0	0	0	0	0	0	0	0	0	0	0	0	0	0	0
Lower future capital cost		15	7	0	0	0	0	0	0	0	0	0	0	0	0	0	0	0	0	0	0	0	0	0	0
Implication of deferring the project		10	0	0	0	0	0	0	0	0	0	0	0	0	0	0	0	0	0	0	0	0	0	0	0
Community/Citizen Benefits, Environmental and Aesthetics (8)	20	100	60	160	142	165	103	103	103	62	161	80	56	152	79	131	131	131	131	140	137	128	96	54	116
Stabilize or improve neighborhoods		20	3	10	8	10	10	10	10	10	2	10	10	4	9	10	10	10	10	10	10	10	10	10	10
Improve quality of life for residents		20	8	10	10	10	10	10	10	10	4	10	10	10	10	10	10	10	10	10	10	10	10	10	10
Improves community appearance		20	4	10	7	10	5	5	5	2	10	0	2	10	4	10	10	10	10	10	10	10	10	10	10
Improves recreational/cultural opportunities		20	0	10	10	10	0	0	0	0	7	0	0	6	4	10	10	10	10	10	10	10	10	10	10
Improve environmental protection effort		15	0	0	0	0	0	7	7	7	10	0	0	3	3	3	3	3	3	3	3	3	3	3	3
Assists in elimination of sun and bright conditions		5	0	0	0	0	0	0	0	0	0	0	0	0	0	0	0	0	0	0	0	0	0	0	0
Distributional Effects (8)	10	100	56	55	36	42	42	42	42	34	46	40	50	50	67	30	30	30	30	46	48	52	36	26	16
Town wide improvement		20	10	10	6	3	3	3	3	3	6	10	10	10	5	3	3	3	3	3	4	6	4	4	4
Benefits large portion of Town		20	10	7	8	5	3	3	3	3	6	4	10	10	5	8	5	5	5	5	4	6	8	4	4
Investment made by the Town in the last five years		20	10	5	7	6	10	10	10	10	5	10	10	10	5	6	3	3	3	3	5	10	5	2	4
Investment made by the Town to meet legal obligation		20	10	0	0	0	0	0	0	0	10	10	10	10	5	0	0	0	0	0	10	0	0	0	0
Project that has the support of another community or agency		10	10	10	3	0	10	10	10	10	0	0	0	0	0	8	8	8	8	8	0	0	0	0	0
Inter-jurisdictional benefit will be achieved		10	10	10	0	0	0	0	0	0	0	0	0	0	0	0	0	0	0	0	0	0	0	0	0
Total		100	70.8	67.0	63.6	60.9	60.7	60.7	60.7	57.2	56.0	55.0	54.2	54.1	52.2	51.4	51.4	51.4	51.4	50.9	50.8	48.4	47.1	47.1	46.8

Project	Rank	Total Score
Public Safety Communications Tower Equipment	1	70.8
Lincoln Drive Sidewalks	2	67.0
Pedestrian / Bicycle Improvements	3	63.6
3rd Street Sidewalk (Standard to Lincoln)	4	60.9
FCD LRBW Channel Improvements Alt 1	5	60.7
FCD LRBW Ingression Improvements Alt 1	6	60.7
FCD LRBW PV Wash Alt 1	7	60.7
Sewer System Assessment	8	57.2
Indian Bend (Links to Mockingbird Lane - RTZ Related)	9	56.0
CAD Emergency Upgrade	10	55.0
Traffic Signal Upgrade - 12 Intersections	11	54.2
Lincoln Dr. (Links to Mockingbird) RTZ Related	12	54.1
Telecommunications System Upgrade	13	52.2
SRP 44th Street & Kalm Convention	14	51.4
SRP Denton Lane Conversion	15	51.4
SRP 48th Street & Lincoln Drive Conversion	16	51.4
SRP 38th Place & Barbary Home Conversion	17	51.4
Mockingbird Lane Median - RTZ Related	18	50.9
Tatum Boulevard Retaining Walls	19	50.8
North Tatum Sidewalk (Doubtless to Mountain View)	20	48.4
Police and PW Dept Backup Power	21	47.1
Police Department Remodel	22	47.1
Highlands Drive Cal De Sac	23	46.8

Project Category	Color
SRP Undergrounding Projects	Black
Facility Improvement Projects	Grey
Technology Projects	Red
Street Projects	Orange
Sidewalk Projects	Yellow
Stormwater Projects	Green
Wastewater Projects	Light Green
Traffic Signal Projects	Blue



PLAN ADOPTION

Typical Council Action Points:

- 1. Modify/Add/Delete Projects in recommended budget**
- 2. Adoption of annual CIP in Town Budget**
- 3. Approval of a design or construction contract over \$50,000**



PLAN ADOPTION

- **Adopted as part of the Overall Budget**
 - **Add/delay/remove per Council's Direction**
- **Brought before Council during the budget process**
 - **Temporary Budget Approval in May includes CIP**
 - **Final Budget Approval in June includes CIP**
- **Once budget is approved, staff implements the CIP**
 - **Selects designer/contractor, designing, constructing, etc.**



Council Discussion

